

Estimate The Cost of Your New Deck.

Keeping it Simple

Costing out your beautiful new InstaDeck is easy.

To start with: All new decks have a basic Installation and Deliver price of **\$545.95**. From there, use your sketch on the "Dream Deck Designer", the following module page, and the tables below to get a rough price of your beautiful, finished deck.

Square and Rectangular Modules

Dimensions	PTP	Cedar	Composite	Vinyl	Tile	Kayu
8" x 8"	\$1380	\$1645	\$1680	\$2225	\$2330	\$1805
8" x 10"	\$1620	\$1950	\$1990	\$2680	\$2810	\$2150
8" x 12"	\$1860	\$2260	\$2305	\$3130	\$3290	\$2495
8" x 14"	\$2100	\$2565	\$2620	\$3580	\$3765	\$2840
10" x 10"	\$1920	\$2335	\$2385	\$3240	\$3405	\$2580
10" x 12"	\$2220	\$2715	\$2775	\$3805	\$4005	\$3015
10" x 14"	\$2525	\$3100	\$3170	\$4370	\$4600	\$3450

Corner Modules (Triangles and Quarter-Octagons)

Dimensions	PTP	Cedar	Composite	Vinyl	Tile	Kayu
8" x 8"	\$1380	\$1645	\$1680	\$2225	\$2330	\$1805
10" x 10"	\$1920	\$2335	\$2385	\$3240	\$3405	\$2580

Railings: To Add That Finishing Touch

To make your deck as beautiful as possible, we offer a wide range of railing options from our friends at Homerail.

42" Picket Rails ◇ ○ ×

Description	\$/Linear Foot
5/8 Picket	\$26
Wide Picket	\$29

Topless Glass ◇

Description	\$/Linear Foot
42" Height	\$89
60" Height	\$110

42" Glass Rails ◇

Description	\$/Linear Foot
Clear 5mm	\$36
Clear 6mm	\$38
Solar/Broze 5mm	\$48
Pinhead 5mm	\$49
Rain 5mm	\$53

43" - 72" Glass Wall ◇

Description	\$/Linear Foot
Clear 6mm	\$63
Solar/Broze 6mm	\$72
Pinhead 6mm	\$84
Rain 6mm	\$94

◇ Side Mounted \$10/ft ○ Urban Rail \$5/ft × Cross Hatch \$5/ft

Core Module Sizes.

The core modules are the basis of any good InstaDeck.

Let your imagination go wild and combine your modules in any pattern you'd like.

Want a single pad to place your BBQ and hot tub? Simple. A multi-tiered-wrap-around deck? Easy. InstaDeck has you covered.

Custom Modules

We know that no two projects or decks are ever the same. That why our expert craftsmen can tailor-make modules to perfectly your landscape or house.

If you can think of it, we can (likely) build it.

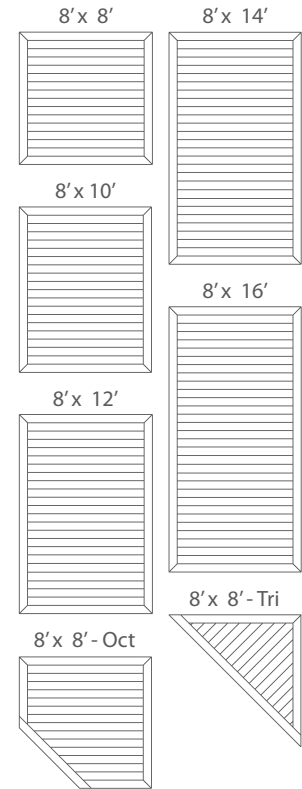
Designing With Modules

On the following page simply design your deck by combining any number of modules in any layout you like.

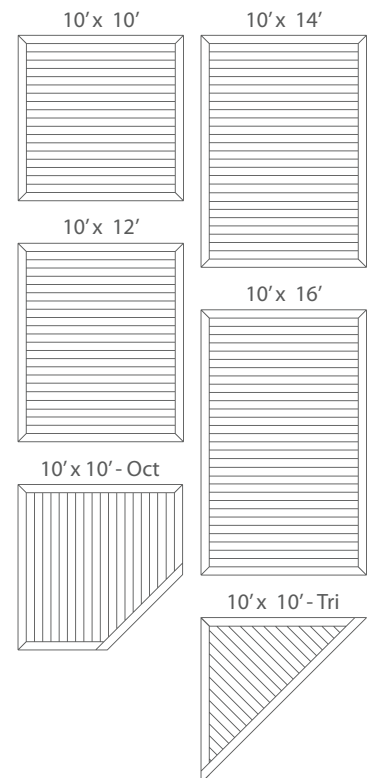
An example has been provided, but feel free to make any extra design.

When you've finished your design, upload it to www.instadeck.ca/design and one of our deck specialist will get in contact with you ASAP!

8 - Foot Modules

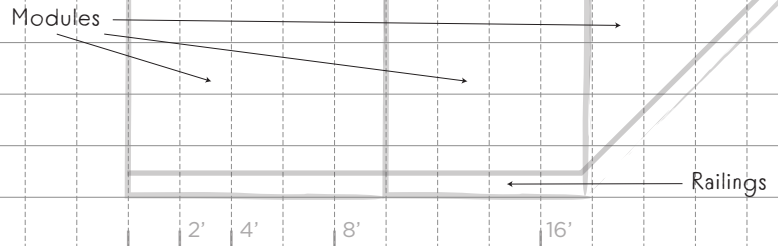


10 - Foot Modules



Dream Deck Designer.

The easy way to design a deck. Simply follow the example below to sketch a top-down view of your dream deck on this grid. Once you're done upload a picture of it and the following page to www.instadeck.ca/design, and one of our deck experts will get in contact with you A.S.A.P !



2' 4' 8' 16'

Deck Material

- Pressure Treated Pine Cedar Composite Vinyl Tile Other

Railing Options

- Side - Mounted Urban Cross-Hatch